



MINISTRY OF EDUCATION
PRIMARY ENGAGEMENT PROGRAMME
GRADE ONE WORKSHEET
SUBJECT: LITERACY
LESSON: 4 WEEK 11

Name _____


Date _____

PHONICS


TOPIC: Consonant blend **fl-**

FACTS/ TIPS: A consonant blend is when two or three consonants are joined together in a word and each letter makes its own sound.

PRACTICE EXAMPLE: fl- says /fl/ as in flower, flag







flag



flower

ON YOUR OWN:

Look at the pictures below and say their names. Write the fl- blend and spell the word.

	_____ame
	_____ute
	_____y
	_____ood

READING COMPREHENSION: Cause & Effect.

-Look at the pictures.

-Match to show a pair of cause and effect.



COMPOSITION

TOPIC: How I help at Home

Go back to the story created in Week 10 on How I help at home.

Read your story aloud.

Say which part of the story you liked best.